



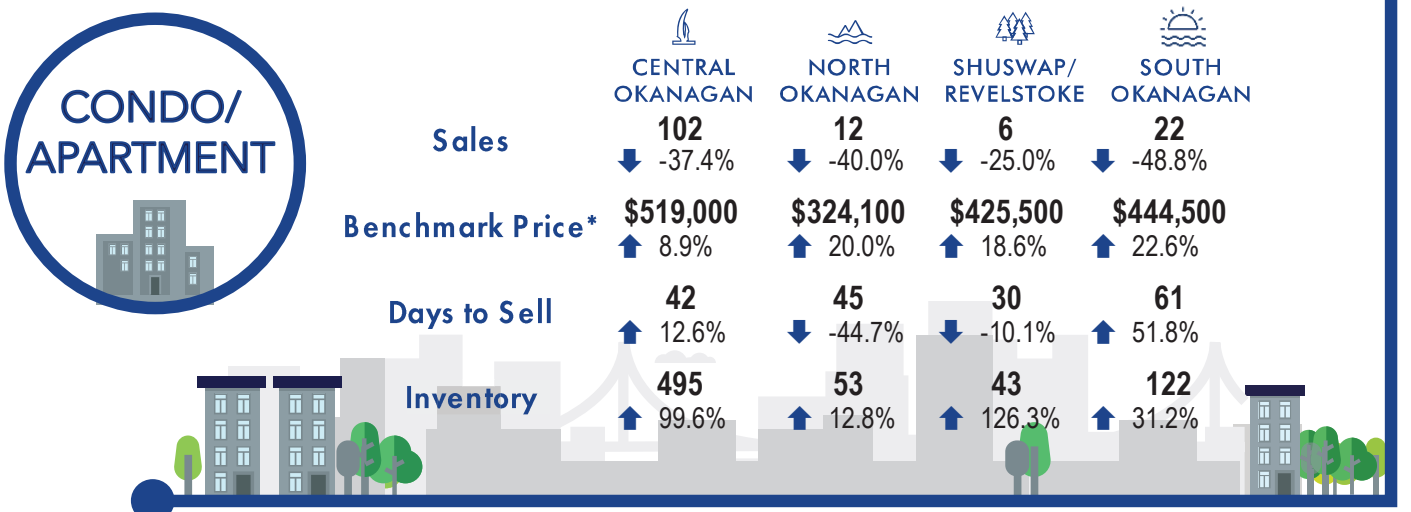

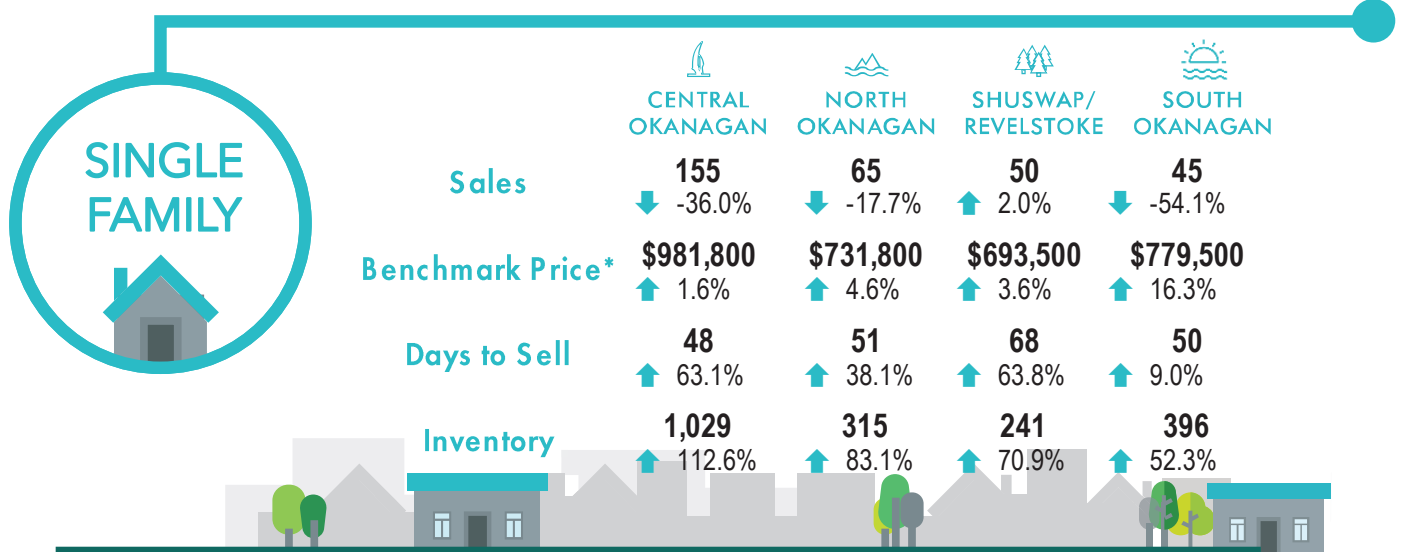


RESIDENTIAL SALES*
SEPTEMBER 2022
SUMMARY STATISTICS

	 Units Sold	 Dollar Volume (Millions)	 Active Listings	 New Listings
CENTRAL OKANAGAN	334 ↓ -39.1%	\$321.2 ↓ -26.3%	2,122 ↑ 89.1%	799 ↑ 5.8%
NORTH OKANAGAN	120 ↓ -29.4%	\$86.2 ↓ -21.7%	672 ↑ 44.2%	222 ↓ -1.8%
SHUSWAP / REVELSTOKE	91 ↓ -3.2%	\$57.5 ↑ 1.0%	507 ↑ 56.0%	123 ↓ -20.1%
SOUTH OKANAGAN	101 ↓ -52.6%	\$69.1 ↓ -49.5%	850 ↑ 41.4%	178 ↓ -23.6%
SOUTH PEACE RIVER AREA	37 ↓ -7.5%	\$9.8 ↓ -7.7%	277 ↓ -17.6%	10 ↓ -78.3%
KAMLOOPS AND DISTRICT	166 ↓ -46.1%	\$92.8 ↓ -44.8%	1,984 ↑ 124.7%	359 ↓ -7.2%
KOOTENAY	235 ↓ -34.0%	\$119.9 ↓ -28.1%	1,363 ↑ 21.6%	390 ↓ -10.3%
TOTAL ASSOCIATION	1,084 ↓ -37.3%	\$756.5 ↓ -30.3%	7,775 ↑ 60.2%	2,081 ↓ -6.9%

Residential = Acreage, Duplex, Mobile Home, Recreational, Single Family, 3/4Plex, Apartment & Townhouse. Excludes Land

**Percentage indicate change from the same period last year



*Benchmark Price: Estimated sales price of a benchmark property. Benchmarks represent a typical property within each market.

**Percentage indicate change from the same period last year

For Immediate Release

Local Residential Market Demand Outpacing Housing Supply

KELOWNA, B.C. – October 6th, 2022. Residential real estate sales for the month of September in the region saw a similar slowing down as all other markets in the province, reports the Association of Interior REALTORS® (the Association).

A total of 1,084 residential unit sales were recorded across the Association region in September, down 37.3% compared to the number of units sold during September 2021.

“We are seeing that the Bank of Canada's interest rate tightening in the last few months is keeping some buyers on the sidelines although demand remains strong,” says the Association of Interior REALTORS® President Lyndi Cruickshank, adding “with no mortgage rate relief anticipated any time soon, some potential homeowners are constrained from being able to enter the real estate market.”

New residential listings saw a 6.9% decrease within the region compared to the same month last year with 2,081 new listings recorded. The overall inventory saw a 60.2% hike compared to the inventory available in September 2021 with 7,775 units currently on the market.

“While inventory levels have been climbing, it is still far below pre-pandemic listings levels and far below where it needs to be for the needle to move into a balanced market. Pent-up demand is still outpacing supply; however, the increased levels now offer buyers greater options and opportunities than they experienced in early 2022,” notes Cruickshank.

The Benchmark Price for homes in the Central Okanagan, North Okanagan, South Okanagan and Shuswap/Revelstoke regions saw increases in year-over-year comparisons across all home categories with the most noticeable increase seen in the North Okanagan in the townhomes category for the second consecutive month. The benchmark price for townhomes in the North Okanagan increased to \$572,500; up 25.9% compared to September 2021.

The average number of days to sell a home, always a good barometer to watch, remained unchanged from August, coming in at 57 days. It's important to note that the average of days on market is for the entire Okanagan region and that the indicator will vary depending on home type and sub-region.

Given the high stakes on such a significant financial transaction, home sellers and buyers can benefit from the knowledge and skills of a practiced REALTOR®. Contact your local REALTOR® to find out more about the real estate market and how they can help you achieve your real estate goals.

The Association of Interior REALTORS® is a member-based professional organization serving approximately 2,500 REALTORS® who live and work in communities across the interior of British Columbia including the Okanagan Valley, Kamloops and Kootenay regions, as well as the South Peace River region.

The Association of Interior REALTORS® was formed on January 1, 2021 through the amalgamation of the Okanagan Mainline Real Estate Board and the South Okanagan Real Estate Board. The Association has since also amalgamated with the Kamloops & District Real Estate Association and the Kootenay Association of REALTORS®

For more information, please contact:

Association statistical information: Email media@interiorrealtors.com

Province-wide statistical information:

BCREA Chief Economist, Brendon Ogmundson, bogmundson@bcrea.bc.ca

About HPI

The MLS® Home Price Index (HPI) is the most advanced and accurate tool to gauge home price levels and trends by using benchmark pricing rather than median or average. It consists of software tools configured to provide time-related indices on residential markets of participating real estate boards in Canada.

The trademarks MLS®, Multiple Listing Service® and the associated logos are owned by The Canadian Real Estate Association (CREA) and identify the quality of services provided by real estate professionals who are members of CREA (REALTOR®/ REALTOR